



District Report Card: 2017


State: Kerala	District: Kottayam
Class: 8	Subject: Language
Schools: 51	Students: 1277


Participation/Coverage


Students

GENDER 	Boys		Girls	
	Number	%	Number	%
	676	52.94	601	47.06

AREA 	Rural		Urban	
	Number	%	Number	%
	1028	80.50	249	19.50

CATEGORY 	SC		ST		OBC		GEN	
	Number	%	Number	%	Number	%	Number	%
	132	10.34	16	1.25	599	46.91	530	41.50

CWSN 	LD	VI	HI	S&LD	ID	Oth
	4	2	1	2	13	18

Management 	Government		Government-aided	
	Number	%	Number	%
	198	15.51	1079	84.49

Average Performance of Students in Language (%)

Overall	Gender		Area		Management		Social Group			
	Male	Female	Rural	Urban	Govt.	Aided	SC	ST	OBC	GEN
62.89	60.65	65.40	62.88	62.92	59.26	63.55	61.16	62.50	61.81	64.54

Performance on Learning Outcomes (LOs)

Learning Outcomes	Description	Average Performance(%)
L813	Read textual/non-textual materials with comprehension and identifies the details, characters, main idea and sequence of ideas and events while reading	62.89

Range of Performance of Students who Answered Correctly							
Below 30%		30% - 50%		50% - 75%		Above 75%	
Number	%	Number	%	Number	%	Number	%
85	6.66	227	17.78	623	48.79	342	26.78

Lowest Performing Learning Outcomes (LOs)

1 - Read textual/non-textual materials with comprehension and identifies the details, characters, main idea and sequence of ideas and events while reading (62.89)